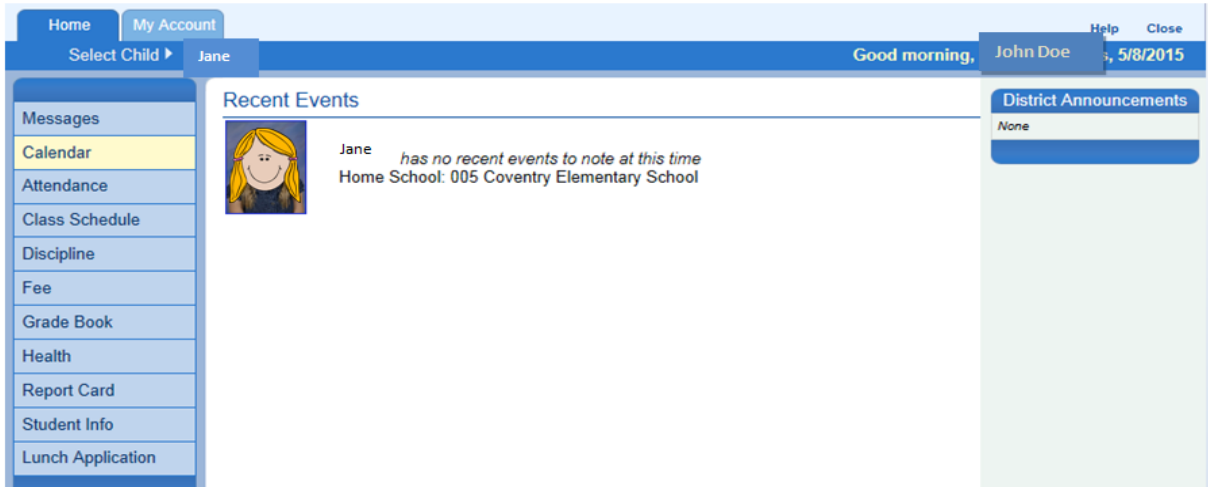


# Synergy ParentVUE Access


Para instrucciones en español por favor verlas en nuestra página de ParentVue

Upon log in, please read any posted acknowledgement, scroll to the bottom of it and click one of the options (yes, no, N/A, skip, etc.).

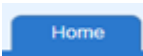
You will now see your District 47 student(s) on the Home screen. You can select any of the options on the left navigation bar to view their information.



At any time you can switch **languages** by clicking the links at the bottom left of the ParentVUE screen.



**Student** information can be found on the **Home Tab**:



- Messages
- Calendar
- Attendance
- Class Schedule
- Discipline
- Fee
- Grade Book
- Health
- Report Card
- Student Info
- Lunch Application

- Calendar – School Calendar allows you to **view** school information
- Attendance – Allows you to **view** your child’s attendance
- Class Schedule - Middle School only
- Discipline – **Middle School Only** - Allows you to **view** your child’s discipline record, if any
- Fee – Allows you to view and **pay** school fees online
- Grade Book – **Middle School Only** - Allows you to **view** your child’s grades
- Health – Allows you to view your child’s immunization record
- Report Card – Allows you to view and print your child’s Progress Report Card after each Term  
\*\*(See below on how to view and print)
- Student Info – Allows you to view the demographic information on file with District 47
- **Bus Route** Information and **Elementary School homeroom** will be available on the Student Info
- Lunch Application – The free and reduced lunch application will be available through this link after August 1st.

# Synergy ParentVUE Access

My Account

Parents can update information on the **My Account** Tab:

Account Information

Update Account Cancel

**Account Detail and Options**

Personal Information: NOTE - This information is changeable only by the school office staff. Contact the school directly to change your personal information.

Name	User ID	Home Address	Mail Address	Phone Numbers
		Crystal Lake, IL 60014	Same as Home Address	* Indicates primary contact phone

Adult ID

Primary Email: [input] .com

Email #1: [input] .com

Email #2: [input]

Email #3: [input]

Email #4: [input]

Email #5: [input]

Phone Numbers

Delete	Primary	Type	Phone	Extension	Contact	Not Listed
<input type="checkbox"/>	<input checked="" type="checkbox"/>	CELL	[input]	[input]	<input checked="" type="checkbox"/>	<input type="checkbox"/>

Update Account Cancel

On the **My Account** tab you can update your phone number and email information at any time during the year.  
**Note: Changes of address must be done in person at the school or the district office (CORE).**

**Bus Assignments** for the school year can be found on the **Student Info** screen (Late August thru School Year):

Select Child

- Messages
- Calendar
- Attendance
- Class Schedule
- Discipline
- Fee
- Grade Book
- Health
- Report Card
- Student Info**
- Lunch Application

**Bus Information**

Bus Route To School	Pick Up Bus Stop	Pick Up Transport Time	Bus Route From School	Drop Off Bus Stop	Drop Off Transport Time
815	SPRINGBROOK RD@FOX RUN	6:52 AM	815B	SPRINGBROOK RD@FOX RUN	2:34 PM

**Homeroom Teacher Elementary** (Late August thru School Year):

Select Child

- Messages
- Calendar
- Attendance
- Class Schedule
- Discipline
- Fee
- Grade Book
- Health
- Report Card
- Student Info**
- Lunch Application

**Student Information**

Student Name	Local Student ID	Gender	Grade	Home Address
		Female	04	
Last Name Goes By	Nick Name	Birth Date	Email	
Phone	Language To Home	Track	School Name	
	English		002 North Elementary School	
Homeroom Teacher	Room Name			
Nicole Bolos	24			

**Class Schedule - Middle School Only** (Late August thru School Year):

Select Child

- Messages
- Calendar
- Attendance
- Class Schedule**
- Discipline
- Fee
- Grade Book
- Health
- Report Card
- Student Info
- Lunch Application

012 Hannah Beardsley M S (815-788-5750) Term 1 - Trimester 1 | Term 2 - Trimester 1 | Term 3 - Trimester 2 | Term 4 - Trimester 2 | Term 5 - Trimester 3 | Term 6 - Trimester 3

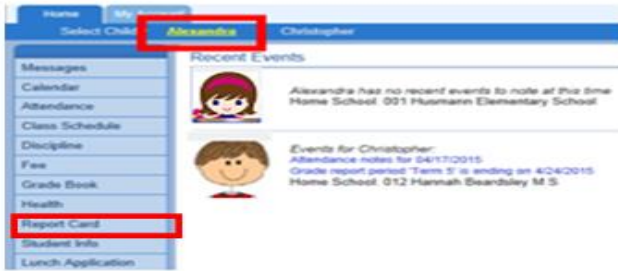
**Student Schedule for Term 1 - Trimester 1 (08/25/2014 - 10/03/2014)**

Period	Course Title	Room Name	Teacher
0	HOMEROOM	112	Bi
1	LANGUAGE ARTS 8	112	Bi
2	SOCIAL STUDIES 8TH	112	Bi
3	ART 8TH	114	Ki
4	PE 8TH	GYM	W
5	LUNCH	CAFE	X:
6	SCIENCE 8TH	109	M
7	MATH 8 ALG	103	St
9	BAND SYMPHONIC	BAND	St

# Synergy ParentVUE Access

## How to view and print Progress reports

1. Make sure you have the correct **student** (name will be highlighted)
2. Select **Report Card**
3. You will be able to view the Report Card and see Trimester grades.




- a. Elementary: To print, click on the most recent Trimester.



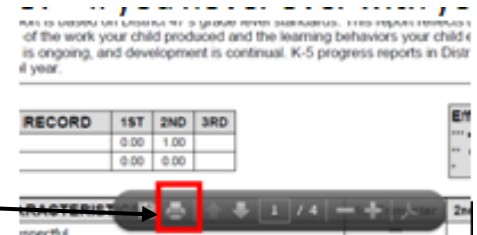
- b. Middle Schools: Any term can be selected. When printed you will see the selected term plus any previous terms.



4. A PDF document will appear in a separate window.



5. If you hover over with your cursor toward the bottom of the page you should see a print option, select Print icon.



For assistance email or call the **Parent Help Desk: [HD@d47.org](mailto:HD@d47.org) or 815-788-5080**